

Cynomolgus DNAM-1/CD226 Protein

Cat. No. DAM-CM101

Description

Source	Recombinant Cynomolgus DNAM-1/CD226 Protein is expressed from HEK293 with His tag at the C-Terminus. It contains Glu19-Phe252.
Accession	A0A2K5W1Z6-1
Molecular Weight	The protein has a predicted MW of 27.7 kDa. Due to glycosylation, the protein migrates to 48-68 kDa based on Tris-Bis PAGE result.
Endotoxin	Less than 1EU per µg by the LAL method.
Purity	> 95% as determined by Tris-Bis PAGE > 95% as determined by HPLC

Formulation and Storage

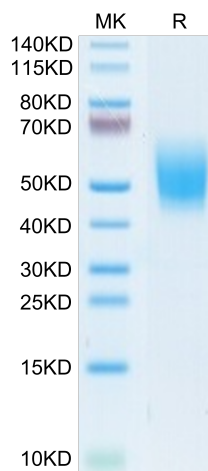
Formulation	Lyophilized from 0.22µm filtered solution in PBS (pH 7.4). Normally 8% trehalose is added as protectant before lyophilization.
Reconstitution	Centrifuge the tube before opening. Reconstituting to a concentration more than 100 µg/ml is recommended. Dissolve the lyophilized protein in distilled water.
Storage	-20 to -80°C for 12 months as supplied from date of receipt. -80°C for 3-6 months after reconstitution. 2-8°C for 2-7 days after reconstitution. Recommend to aliquot the protein into smaller quantities for optimal storage. Please minimize freeze-thaw cycles.

Background

DNAM-1 (DNAM-1), also known as CD226, is a 65 kDa type I transmembrane glycoprotein in the immunoglobulin superfamily. DNAM-1 mediates cellular adhesion to other cells bearing its ligands, CD112 and CD155, and cross-linking DNAM-1 with antibodies causes cellular activation. Furthermore, DNAM-1 can interact with PVR and PVRL2.

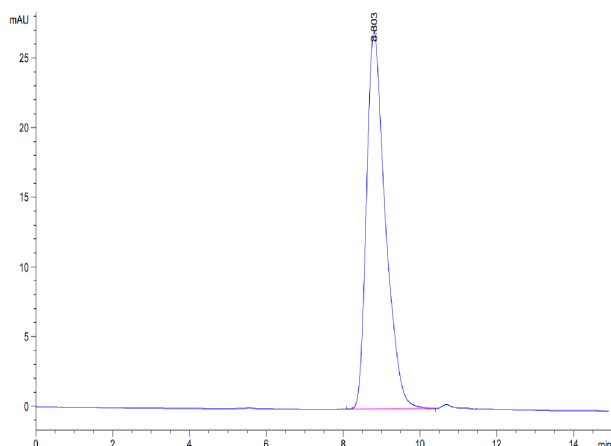
Assay Data

Tris-Bis PAGE



Cynomolgus DNAM-1 on Tris-Bis PAGE under reduced condition. The purity is greater than 95%.

SEC-HPLC



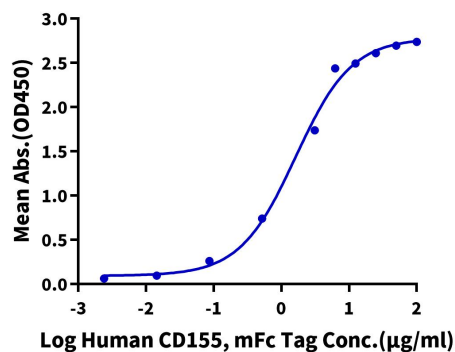
The purity of Cynomolgus DNAM-1 is greater than 95% as determined by SEC-HPLC.

Assay Data

ELISA Data

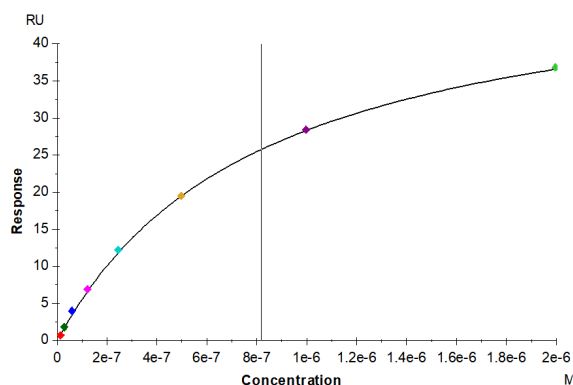
Cynomolgus DNAM-1, His Tag ELISA

0.5µg Cynomolgus DNAM-1, His Tag Per Well



Immobilized Cynomolgus DNAM-1, hFc Tag at 5µg/ml (100µl/well) on the plate. Dose response curve for Human CD155, mFc Tag with the EC50 of 1.63µg/ml determined by ELISA (QC Test).

SPR Data



Human CD155, hFc Tag captured on CM5 Chip via Protein A can bind Cynomolgus DNAM-1, His Tag with an affinity constant of 0.82 µM as determined in SPR assay (Biacore T200).